

OPERATIONAL SILENCE FRAMEWORK

Engineering Silence. Recovering Human Energy. Creating Business Value.

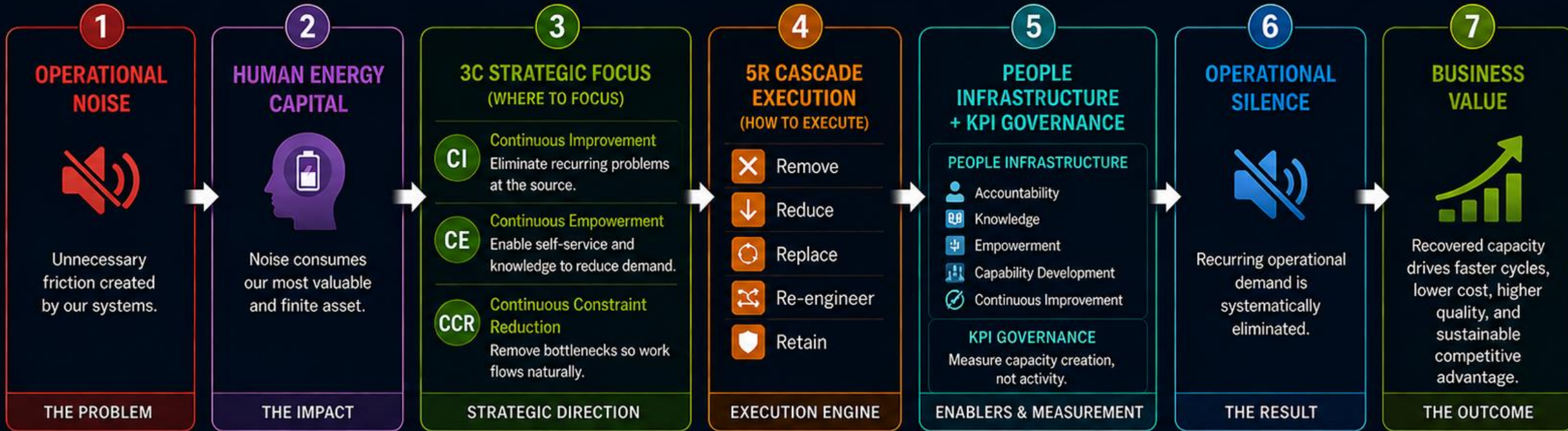
Created by:

Md Mozammel Hoque

Creator, 5R Cascade Framework & Operational Silence Framework

OPERATIONAL SILENCE FRAMEWORK ARCHITECTURE

From Strategy to Execution. Noise to Value.



WHAT THIS FRAMEWORK DELIVERS



Eliminates Unnecessary Demand



Recovers Human Energy Capital



Creates Execution Capacity



Accelerates Business Outcomes



Builds Sustainable Operational Excellence



Drives Measurable Business Value

THE HEART OF THE FRAMEWORK

3C

Defines WHERE to focus for the biggest impact.

+

5R

Defines HOW to execute systematically.



Operational Silence

FOCUS + EXECUTION = SILENCE = VALUE



CORE PRINCIPLE

Every recurring problem consumes capacity. Every eliminated problem creates permanent capacity.

Silence is not the absence of work. It is the presence of a well-designed system.



OUTCOME MINDSET

Our success is not measured by how many problems we solve.

Our success is measured by how many problems no longer need to be solved.

The Strategic Value Shift

*Stop Managing Chaos.
Start Engineering Silence.*

Managing Chaos

React to problems

Optimize inefficiency

Do more with less

Temporary fixes

Engineering Silence

Eliminate problems

Remove demand

Create capacity

Permanent solutions

Operational Silence is not efficiency optimization. It is demand elimination.


Running Out of Capital, Not Time : The Economics of Human Energy

Human Energy Capital
Finite • Recoverable • Valuable

Operational Noise silently consumes the organization's most valuable and least measured asset.

The Energy Drain

Operational Noise
↓
Human Energy Consumed
↓
Execution Capacity Lost
↓
Business Value Lost



The Energy Gain

Operational Silence
↓
Human Energy Recovered
↓
Execution Capacity Created
↓
Business Value Created

Outcomes

- Greater focus
- Faster execution
- Increased innovation
- Sustainable growth

The Four Dimensions of Human Energy Capital

Cognitive Capital
Deep focus and problem-solving

Execution Capital
Capacity to deliver outcomes

Emotional Capital
Motivation and resilience

Creative Capital
Innovation and continuous improvement

Every recurring problem consumes capacity.

Every eliminated problem creates permanent capacity.

The Five Sources of Operational Noise

Why Operational Noise Exists

Source

Typical Symptoms

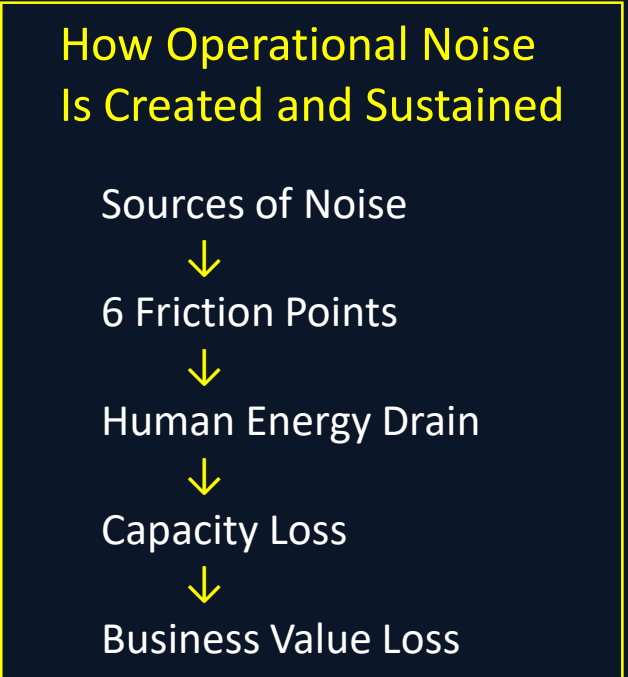
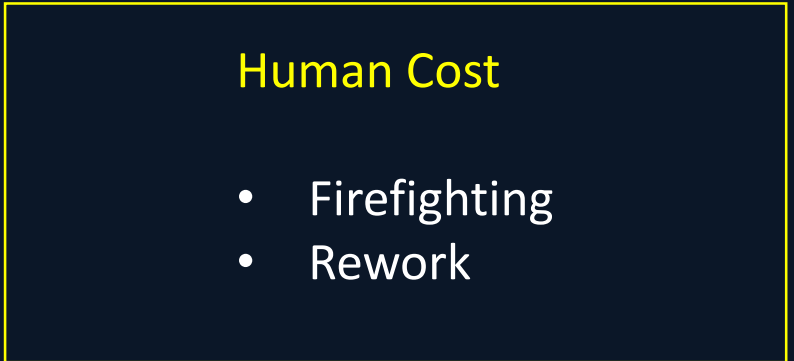
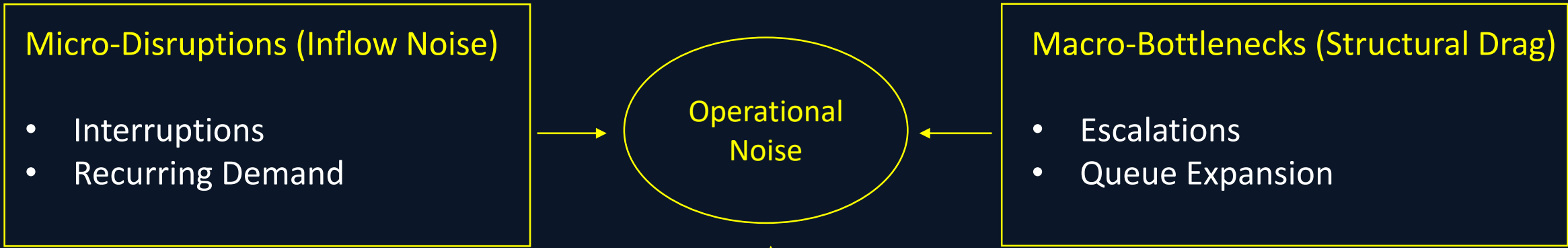
- | | |
|---------------------------------------|---------------------------------|
| 1. Process Design | Rework, recurring demand |
| 2. Organizational Structure & Culture | Escalations, ownership gaps |
| 3. Knowledge Gaps | Repeat questions, dependency |
| 4. Technology Friction | Manual work, delays |
| 5. Decision Bottlenecks | Queue expansion, slow execution |

Operational Noise is rarely caused by a lack of effort.

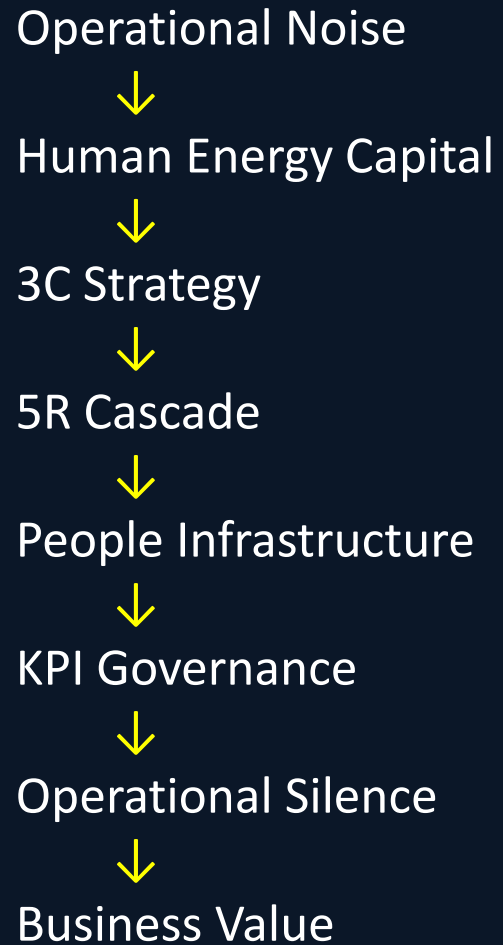
It is typically the result of how work is designed, governed, enabled, and executed.

The 6 Core Friction Points

The Compounding Performance Tax Draining Team Execution Capacity



The Operational Silence Operating Model



A complete system for converting recovered energy into business value.

3C Strategic Lens

Pillar

Strategic Question

Continuous Improvement (CI)

What recurring demand can be eliminated?

Continuous Empowerment (CE)

What can become self-service?

Continuous Constraint Reduction (CCR)

What constraints are limiting flow?

Problems Eliminated

+

Hours Saved

+

Capacity Created

=

Business Value

People Infrastructure: Scaling Capability Over Complexity

The Growth Matrix

Traditional Growth Model

More demand → More people
Scale headcount
Focus on activity
Complexity increases

Operational Silence Model

More demand → More capability
Scale capability
Focus on outcomes
Value creation increases

Five capability pillars:

Accountability

+

Knowledge

+

Empowerment

+

Capability Development

+

Continuous Improvement

Sustainable silence requires capability growth, not headcount growth.

KPI Governance Framework

Measure Capacity Creation, Not Activity

Pillar	Weight	KPI	Focus	Key Metrics
Continuous Improvement (CI)	35%	Capacity Recovered	Productivity	<ul style="list-style-type: none">• Repeat Service Request Reduction (%)• Permanent Solution Rate (%)• Process Improvement Initiatives Delivered
Continuous Empowerment (CE)	25%	Human Energy Recovery	Sustainability	<ul style="list-style-type: none">• Self-Service Adoption Rate (%)• Knowledge Asset Creation• New Digital Capability Delivered
Continuous Constraint Reduction (CCR)	25%	Business Value Acceleration	Efficiency	<ul style="list-style-type: none">• Constraints Identified & Eliminated• Business Cycle Time Reduction (%)• Business Hours Saved Through Automation
Operational Excellence (OpEx)	15%	Operational Stability	Strategic impact	<ul style="list-style-type: none">• On-Time Project / Task Delivery (%)

Framework Question:

How do we measure recovered capacity, restored human energy, and business value creation?

The Transformation Journey

Firefighting



Fireproofing



Engineering Silence



Operational Silence



Execution Excellence

Before

Recurring Problems

→ Energy Drain

→ Capacity Loss

→ Value Lost

After

Problems Eliminated

→ Energy Recovery

→ Capacity Creation

→ Value Created

Design Systems That Stay Silent.

Our Success Is Not Measured By How Many Problems We Solve.

Our Success Is Measured By How Many Problems No Longer Need To Be Solved.

Operational Silence reduces the need to scale headcount linearly with business growth.

Md Mozammel Hoque

Creator, 5R Cascade Framework & Operational Silence Framework

[linkedin.com/in/mozammel-ees](https://www.linkedin.com/in/mozammel-ees)

github.com/titumozammel/5r-cascade-framework

github.com/titumozammel/operational-silence-framework